

Ready[®] Teacher's guide 2019/2020

for English

THIS GUIDE CONTAINS:

- ~ information about the structure of the magazine;
- ~ a table of contents;
- ~ photocopiable activities.

Ready for English corresponds to the A1 breakthrough level of the Common European Framework of Reference for Languages (Strasbourg 1997). The magazine aims to meet the communication, grammar and vocabulary skills expected at this level.

MAGAZINE STRUCTURE:

~ Each issue of Ready for English starts with an introductory double-page spread where readers can discover short snippets of information about a specific festivity or important day of the year. A song, poem or rhyme often accompanies the topic and is included on the audio materials available from the resources website www.elilanguagemagazines.com (in MP3 format). The audio materials help students to improve pronunciation skills and develop intonation. A karaoke version of the songs/poems is also included where children can sing along to the music.

~ **The Mini dictionary** on pages 4-5 introduces a selection of vocabulary based on a chosen topic. The children are encouraged to find the new objects in the colourful illustration. The audio materials include recordings of all the vocabulary and help students to memorise new words quickly and efficiently.

~ **Fun and games!** on pages 6-7 provides a selection of fun linguistic games (crosswords, anagrams, complete the sentences, colouring activities...) to help the children learn and practise the new vocabulary presented in the mini dictionary.

~ **Discovery** is a pull-out Poster on pages 8-9 which focuses on different aspects of the Anglophone world (posters can include an important monument, food, places of interest, etc.). In each issue a large photographic image captures the attention of the young reader and provides concise and interesting facts.

~ **Story Corner** on pages 10-11 contains a short comic-strip story written specifically for young learners. Each story features our friendly characters, Robby the rabbit, Charlotte the cow, Charlie the cat, Hattie the hen, Dylan the duck and Gracie the goat. They all live at Forest Farm where they have great adventures together. Children love stories and are motivated at the thought of listening to one. For this reason, the stories in each issue are recorded on the audio materials and provide further listening practice. The stories are based on the vocabulary topic introduced on pages 4-5 and allow students to see how the words are used in context. The stories can be used for a variety of activities: short drama activities to reinforce the target language; reorder the story pictures; guess what happens next; art activities in which students draw a picture of their favourite part/character of the story; speaking activities where students talk about a similar experience they might have had, etc.

~ On pages 12-13 we take a look at a particular aspect of Anglophone culture (customs, traditions, places of interests...). **The Culture Site** encourages young readers to compare their own customs with those of the English-speaking world.

• **Let's play at Forest Farm!** is a page dedicated to our story corner, with vocabulary games and comprehension activities.

• On page 16, there's a new section! A page dedicated to seasonal desserts, **Delicious desserts**.

• **Stickers and pull-out features:** in every issue there are pull-out pages including stickers with basic language structures and phrases, craft activities and games.

For more information visit the site.

Contents 2019-2020

	A rhyme pages 2-3	Mini dictionary pages 4-5	Story corner pages 10-11	Delicious desserts page 16	Insert
Issue 1 September/ October	The Ready friends	What's the weather like?	My favourite season	Pumpkin pie	Puppets
Issue 2 November/ December	We love snacks!	The bakery course	The chef has a problem	Christmas cookies	Christmas stickers
Issue 3 January/ February	In the city!	Getting around the city	What a lot of traffic!	Carrot cakes	On the road
Issue 4 March/April	The spring festival	We love the spring!	What a wonderful garden!	Chocolate brownies	Spring pom-poms
Issue 5 May/June	Hooray for the holidays!	The end of year party	The day of the end of year party	Fruit ice-lollies	End of year stickers

ANSWER KEY

Issue 1 September / October

Activity 1: Across: season, rainbow, cloudy, storm, sunny; Down: snow, spring, autumn, hot: It's raining cats and dogs!

Activity 2: rabbit, cow, cat, hen, duck, goat.

Issue 2 November / December

Activity 1: 1 milk, 2 chocolate, 3 bowl, 4 butter, 5 flour, 6 raising-agent, 7 spoon, 8 eggs, 9 knife.

Activity 2: eggs, chocolate, sugar, spoon, bowl, eggs, sugar.

Activity 3: 1 a tasty and very healthy treat, 2 half past four, 3 very yummy, 4 apple pie, 5 fruit juice, 6 a glass of milk.

Issue 3 January / February

Activity 1: 1 Hattie rides the scooter on the pavement, 2. Robby drives the bus in the city, 3. Gracie walks on the zebra crossing, 4. Dylan crosses because the traffic lights are green, 5. Charlotte parks her car on the road, 6. Charlie goes to school by bicycle.

Activity 2: 1f, 2i, 3d, 4a, 5h, 6c, 7e, 8g, 9b.

Activity 3: 1 false, 2 true, 3 true, 4 false, 5 true.

Issue 4 March / April

Activity 1: 1 butterfly, 2 mushroom, 3 ladybird, 4 bee, 5 bird, 6 flower.

Activity 2: own answers

Activity 3: The secret code is: 4, 8, 9, 6, 1, 7, 3, 10, 5, 2.

Issue 5 May / June

Activity 1: 1 The end of year party, 2 28 June, 3 parents and children, 4 at 5 o'clock, 5 a bicycle, 6 in the school yard, 7 false, candy floss costs £2, 8 Bobo the clown.

Activity 2: school, books, ticket, train, summer, hooray.

photo

This activity folder
belongs to:

Name:

Surname:

Date and place of birth:

Born on

in

Telephone number:

Address:

.....

Email:

.....

.....

Mother's job:

Father's job:

.....

Class:

Languages studied:

Favourite subjects:

.....

Hobbies:

Sports:

My favourite actor/actress:

.....

My favourite singer:

.....

Name: Surname: Class:

Activity 1

Find 9 words in the grid and complete Hattie's message with the other letters.



It's raining _____!

S	E	A	S	O	N	C	H	A
P	A	T	S	S	A	N	O	U
R	A	I	N	B	O	W	T	T
I	C	L	O	U	D	Y	D	U
N	D	O	W	S	T	O	R	M
G	G	S	U	N	N	Y	S	N

Activity 2

Listen to the rhyme and complete the text.

cow • hen • cat • duck • rabbit • goat

Here they come, the Ready friends,
singing and dancing; the fun never ends!

Here's our friendly _____, Robby,
giving hugs is his favourite hobby.

Charlotte the _____, making everyone laugh,
she really is a crazy calf!

Here comes the elegant Charlie the _____,
the perfect feline aristocrat!

And there's Hattie, the clever _____,
she guesses all the answers, again and again!

And Dylan too, our lovable _____,
when he plays rap music, it brings good luck.

Last of all, here's our _____, Gracie,
always full of energy, she's never lazy!

Activity 3

Read and draw.



1 It's sunny and the cat is hot.

2 The cow is afraid of the storm.

3 The rabbit looks at the rainbow.


4 It's raining and the hen is getting wet.

Name: Surname: Class:

Activity 1

Picture crossword

Look at the pictures and comple



Activity 2




Look and complete the recipe.



Time needed:

10 minutes


Ingredients:

- 3 
- 100 g  (dark)
- 1 packet of 

vanilla-flavoured





add  yolks and the vanilla-flavoured



Method:

1 Cut and melt the chocolate with

a  _____ of water.

2 Pour into a  _____ and

3 Whisk the egg whites.

4 Mix together and pour into a mould.

5 Put in the fridge for two hours and ... enjoy!

Activity 3

Read the Rhyme on page 2 and answer the questions

1 What is very good for you to eat?
It's very good for you to eat _____ .

2 When must you come to my house?
Come to my house at _____ .

3 What is there for your tummy?
Something sweet and _____ .

4 What has mum made?
Mum has made an _____ .

5 What is good for your diet?
A nice cold _____ .

6 What can you have with a chocolate muffin?
You can have a _____ .

Name: Surname: Class:

Activity 1

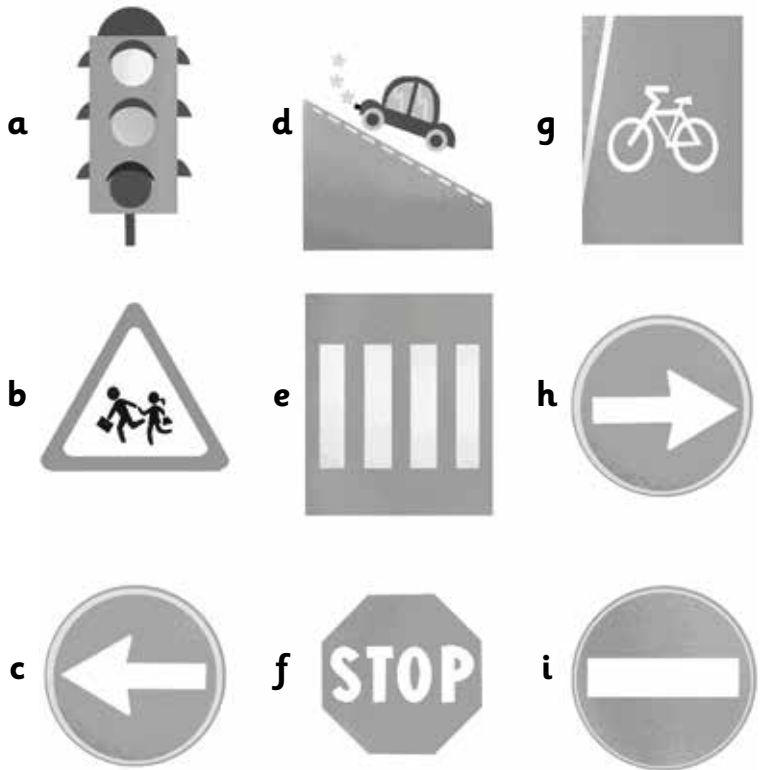
Complete and read aloud.

- 1 Hattie rides the sc _ _ ter on the pa _ _ me _ _ t.
- 2 Robby drives the b _ _ in the ci _ _ y.
- 3 Gracie walks on the _ ebr_ cro _ _ ing
- 4 Dylan crosses because the tra _ _ ic _ ight_ are green.
- 5 Charlotte parks her c _ _ on the r _ _ ad.
- 6 Charlie goes to school by b _ c _ _ le.

Activity 2

Match

- 1 Stop
- 2 No entry
- 3 Dangerous incline
- 4 Traffic lights
- 5 Turn right
- 6 Turn left
- 7 Zebra crossing
- 8 Cycle path
- 9 Children crossing



Activity 3

Read the rhyme and answer true or false.

- 1 Everyone goes faster when the traffic lights are red.
- 2 The bus goes brum brum.
- 3 It's fun to guess the road signs!
- 4 The girl on the scooter is going slowly.
- 5 The girl must be careful.


True	False
<input type="checkbox"/>	<input type="checkbox"/>
<input type="checkbox"/>	<input type="checkbox"/>
<input type="checkbox"/>	<input type="checkbox"/>
<input type="checkbox"/>	<input type="checkbox"/>
<input type="checkbox"/>	<input type="checkbox"/>

Name: Surname: Class:

Activity 1


Solve the anagrams.

FU~~B~~T~~L~~T~~R~~Y~~E~~




1

DABLYRID



3

RIBD




5

RSMOHUOM




2

EBE



4


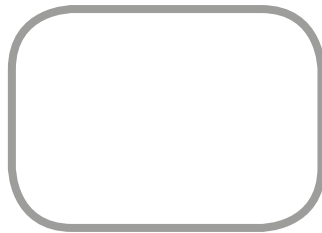
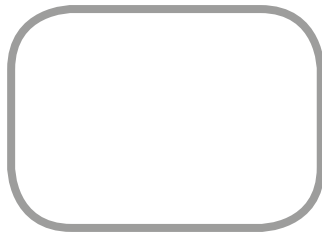
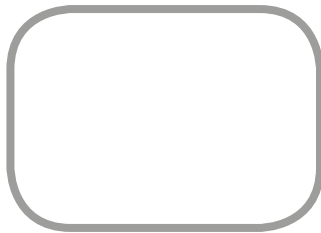
WFELOR



6

Activity 2

Read and draw.



- 1 On the lawn there are three violets, a tulip and five mushrooms.
- 2 There is a mother with four chicks in the nest.
- 3 The boy waters eight multi-coloured flowers.
- 4 Ten ladybirds and six butterflies fly around the sun.

Activity 3

Listen to the rhyme *The Spring Festival* and put the sentences in the correct order. What is the secret code that opens the Forest Farm treasure?

- 1 Covered with flowers, red, yellow and green
- 2 I'll be a butterfly, yes, that's me!
- 3 Look at the scooter – how absurd!
- 4 Come along, let's dance and sing,
- 5 You dress up and a sweet honey bee
- 6 decorating our bicycles with flowers
- 7 The most beautiful things you've ever seen!

- 8 How wonderful – it's spring!
- 9 We love spending many hours
- 10 It looks just like a giant bird!



Name: Surname: Class:

Activity 1

Look at the notice and answer the questions

End of year party at Forest Farm

- Sunday 28 June 2020
- Parents and children welcome!

Raffle at 5 o'clock,

first prize:
a bicycle!



- Decorated bicycle parade in the school yard
- Song and dance show at 3 o'clock
- Stall with free food
- Candy floss and sweets: £2
- Bobo the clown gives balloons to all the children

1 What is happening at Forest Farm?
_____.

2 The party is on:
 28th June
 18th July
 8th May

3 Who is welcome?
_____.

4 What time is the raffle?
 3 o'clock
 12 o'clock
 5 o'clock

5 What is the first prize?
_____.

6 Where is the decorated bicycle parade?
_____.

7 The candy floss is free:
 true
 false

8 Who gives balloons to all the children?
_____.

Activity 2

Complete the rhyme

train • school • summer • hooray
books • ticket

Hooray, hooray, it's the last day of _____!

The holidays are starting. Wow that's cool!
 1, 2, 3, bye bye _____ and sums!
 4, 5, 6 let's just have some fun!

We need a _____ for our trip,
 Shall we travel by plane or _____ or ship?

7 and 8 _____ is finally here
 9 and 10 " _____ " we all cheer



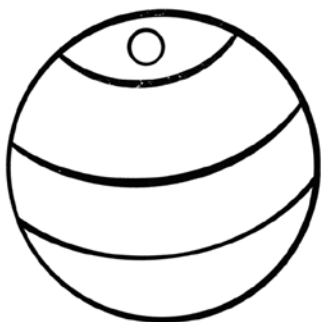






Name: Surname: Class:

Do-It-Yourself

A mobile for your room

Colour the mobile pieces and use the wooden stick to support the mobile.
Cut out the pieces and attach them with some string.



SCHOOL YEAR 2019 / 2020



ENGLISH CERTIFICATE

Awarded by the magazine *Ready*

NAME

SURNAME

DATE OF BIRTH

PLACE OF BIRTH

SCHOOL

TEACHER'S EVALUATION

Fair Good Very good Excellent

Student's signature

Ready

Editor's signature

