

Ready

for English

Teacher's guide 2022/2023

THIS GUIDE CONTAINS:

- ~ information about the structure of the magazine;
- ~ a table of contents;
- ~ photocopyable activities.

Ready for English corresponds to the A1 breakthrough level of the Common European Framework of Reference for Languages (Strasbourg 1997). The magazine helps to develop the communication, grammar and vocabulary skills expected at this level.

MAGAZINE STRUCTURE:

- ~ Each issue of *Ready for English* starts with an introductory double-page spread where readers can discover short snippets of information about a specific festivity or important day of the year. A song, poem or rhyme accompanies the topic and is included in the audio materials available from the resources website www.elimagazines.com (in MP3 format). The audio materials help students to improve pronunciation skills and develop intonation. A karaoke version of the songs/poems is also included where children can sing along to the music.
- ~ The **Mini dictionary** on pages 4-5 introduces a selection of vocabulary based on a chosen topic. The children are encouraged to find the new objects in the colourful illustration. The audio materials include recordings of all the vocabulary and help students to memorise new words quickly and efficiently.
- ~ **Fun and Games!** introduces a selection of vocabulary based on a chosen topic. The children are encouraged to find the new objects in the colourful illustration. The audio materials include recordings of all the vocabulary and help students to memorise new words quickly and efficiently.
- ~ Discovery is a pull-out **poster** on pages 8-9 which focuses on different aspects of the Anglophone world (posters can include an important monument,

food, places of interest...). In each issue a large photographic image captures the attention of the young reader and provides short and interesting facts.

~ **Story corner** on pages 10-11 contains a short comic-strip story written specifically for young learners. Each story features our friendly characters, Robby the rabbit, Charlotte the cow, Charlie the cat, Hattie the hen, Dylan the duck and Gracie the goat. They all live at Forest Farm where they have great adventures together. Children love stories and are motivated at the thought of listening to new ones. For this reason, the stories in each issue are recorded in the audio materials and provide further listening practice. The stories are based on the vocabulary topic introduced on pages 4-5 and allow students to see how the words are used in context. The stories can be used for a variety of activities: short drama activities to reinforce the target language; reorder the story pictures; guess what happens next; art activities in which students draw a picture of their favourite part/character of the story; speaking activities where students talk about a similar experience they might have had etc.

~ On pages 12-13 we take a look at a particular aspect of Anglophone culture (customs, traditions, places of interests...). **The culture site** encourages young readers to compare their own customs with those of the English-speaking world.

~ **Let's play at Forest Farm!** is a page dedicated to our story corner, with vocabulary games and comprehension activities.

~ On page 16 **A day at the museum** is a page which is dedicated some of the most fun and interesting children's museums in the English-speaking world.

~ **Stickers and pull-out features:** in every issue there are pull-out pages including stickers with basic language structures and phrases, craft activities and games.

Contents 2022-2023

	A rhyme pages 2-3	Mini dictionary pages 4-5	Story corner pages 10-11	A day at the museum page 16	Insert
Issue 1 September/ October	School from one to ten	We love gymnastics!	The Forest Farm Olympics	Beamish, County Durham	Stickers
Issue 2 November/ December	My colour palette	The fashion show	Always in fashion	National Museum of Play, New York	Christmas decorations
Issue 3 January/ February	Look how I can count!	Let's go shopping	Crazy shopping	V&A Museum of Childhood, London	Stickers
Issue 4 March/April	The ecology song	The safari park	The safari park	Royal Tyrell Museum, Alberta	Animal frames
Issue 5 May/June	Chinese shadows	The end of year show	The Forest Farm theatre	Australian Museum, Sydney	Chinese shadow theatre

ANSWERS

Issue 1 September / October

Activity 1: 1 fours, 2 front, 3 back, 4 arm, 5 leg, 6 head.

Activity 2: 1 push-ups, 2 bicycle, 3 Olympics, 4 lazy, 5 rope, 6 sporty, 7 track, 8 tired.

Activity 3: 1 yellow, 2 two, 3 six biscuits, 4 eight o'clock, 5 Hurray!

Issue 2 November / December

Activity 1: → winter coat, T-shirt, shoes, umbrella, skirt, boots, shirt, dress; ↓ trousers, scarf, coat, jumper, bag: My favourite colour is purple.

Activity 2: trousers, T-shirt, shoes, dress, skirt, winter coat, scarf, umbrella, boots.

Activity 3: colour palette, portrait, green, yellow, pink.

Issue 3 January / February

Activity 1: 1 vegetables, 2 pasta, 3 fish, 4 milk, 5 meat, 6 fruit, 7 sweets, 8 bread, 9 biscuits, 10 rice.

Activity 2: fruit, fish, biscuits, sweets, eggs, milk.

Activity 3: 1 Robby cuts the vegetables, 2 Hattie sells the bread, 3 Charlotte goes shopping, 4 Charlie buys some sweets.

Issue 4 March / April

Activity 1: → ostrich, snake, panda, tiger, ↓ elephant, monkey, eagle, lion.

Activity 2: 1 entertainer, footprints; 2 vet, elephant; 3 zookeeper, lion.

Activity 3: 1 the Earth; 2 respect, recycle, re-use; 3 animals, plants, all the creatures; 4 the bees.

Issue 5 May / June

Activity 1: 1 choir, 2 director, 3 prompter, 4 actress, 5 costume, 6 stage, 7 curtain, 8 scenery.

Activity 2: 1 Charlotte acts in a show on the stage; she wears a colourful costume; 2 Dylan sings in the choir and Hattie dances in the middle of the scenery; 3 Robby forgets that he is the prompter and he applauds with the spectators; 4 The director opens the curtain and the show can begin.

Activity 3: 1 cat, 2 duck, 3 snake, 4 eagle/bird.

Giant crossword

1 boots, 2 biscuits, 3 shirt, 4 shoes, 5 bag, 6 bread, 7 ostrich, 8 eggs, 9 sweets, 10 tiger, 11 trousers, 12 umbrella, 13 coat, 14 actor, 15 prompter, 16 dress, 17 choir, 18 milk, 19 vet, 20 snake.

photo

This activity folder
belongs to:

Name:

Surname:

Date and place of birth:

Born on

in

Telephone number:

Address:

.....

Email:

.....

.....

Mother's job:

Father's job:

.....

Class:

Languages studied:

Favourite subjects:

.....

Hobbies:

Sports:

My favourite actor/actress:

.....

My favourite singer:

.....

Name: Surname: Class:


Activity 1

Solve the anagrams.

- 1 Robby the rabbit walks on all ROFUS _____.
- 2 Gracie the goat crawls on her NOFRT _____.
- 3 Dylan the duck lies down on his CABK _____.
- 4 Charlotte the cow raises her MAR _____.
- 5 Hattie the hen bends her EGL _____.
- 6 Charlie the cat turns his EDAH _____.

Activity 2

Read the story again, then read the definitions and complete the grid.



- 1 Charlie tells Hattie and Dylan to do ...
- 2 Charlotte and Hattie pedal on the ...
- 3 At Forest Farm the ... have started.
- 4 Hattie doesn't like jumping; she's too ...
- 5 Hattie trips on the ...
- 6 Hattie isn't ... at all!
- 7 Charlotte wants to go seven times around the ...
- 8 Hattie lands on the ground: she is ...

Activity 3

Say the rhyme and answer the questions.

- 1 What colour is the backpack? _____.
- 2 How many notebooks are there? _____.
- 3 What can we eat? _____.
- 4 What time does the school bell ring? _____.
- 5 What do we shout at ten o'clock? _____.

Name: Surname: Class:

Activity 1

Circle the words from the mini dictionary and complete Charlotte's cartoon.

W I N T E R C O A T
 S M T S H I R T C R
 C J Y S H O E S O O
 A U M B R E L L A U
 R M S K I R T I T S
 F P B O O T S S P E
 U E A R S H I R T R
 P R G L E D R E S S








Activity 2

Read and complete the description.

When I go into the city with my friends, I wear a pair of t_o_s_rs, a _s_i_t and training _h_e_ because they're very comfortable! To go to a party, I prefer to wear a d_e_s or a s_i_t because they look smart! In winter, I never go out without my w_nt_r c_a_ and my s_ar_ because it is very cold! And when it rains, I take an u_br_l_a and I wear my _oo_s because I like dancing in the rain!

Activity 3

Listen to the rhyme and write the words.

- Isn't it wonderful, isn't it great?
Look at my beautiful  _____!
- I'll paint a  _____ of my best friend for his birthday this weekend!
- I'll paint his trousers a pretty  _____
And bright blue shoes, a lovely scene!
- A jumper,  _____
like the sun
and a pink T-shirt, oh, what fun!
- I'll match them with a purple scarf
And a pale  _____
hat, what a laugh!

Name: Surname: Class:

Activity 1

Look at the pictures and write the words in the grid.

The crossword puzzle grid consists of the following numbered squares:

- 1: 3 squares down
- 2: 3 squares down
- 3: 3 squares down
- 4: 4 squares right
- 5: 4 squares right
- 6: 2 squares down
- 7: 4 squares right
- 8: 4 squares right
- 9: 8 squares right
- 10: 4 squares right



Activity 2

Make the words, write and draw.

SWE GS
FRU SH
FI MI
UITS BISC
ETS LK
EG IT

Activity 3

What do they do? Look and complete.



1 Robby _____
the _____.



2 Hattie _____
the _____.



3 Charlotte goes _____.




4 Charlie _____
some _____.

Name: Surname: Class:

Activity 1

Find eight animals in the grid. Draw the animal you like best in the frame.

O	S	T	R	I	C	H	E
M	A	D	G	M	R	E	L
O	S	N	A	K	E	A	E
N	P	A	N	D	A	G	P
K	L	V	Y	B	E	L	H
E	I	L	R	U	R	E	A
Y	O	T	I	G	E	R	N
C	N	F	H	K	O	L	T



Activity 2

Read, complete and colour.



1 The _____ shows the _____ to the visitors.



2 The _____ looks after an _____.



3 The _____ feeds a _____.

Activity 3

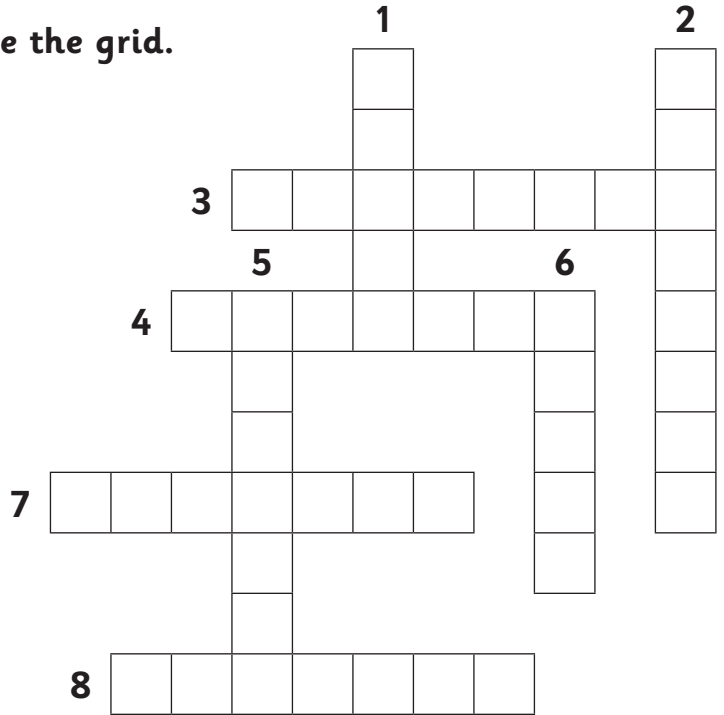
Read the rhyme and answer the questions.

- 1 What do we have to treat with love? _____.
- 2 Which three simple things can we do? _____, _____, _____.
- 3 What do we need to look after? _____, _____, _____.
- 4 What do we need to protect? _____.

Name: Surname: Class:

Activity 1

Look at the pictures and complete the grid.



Activity 2

Solve the anagrams.

- 1 Charlotte CATS in a show on the TASGE; she wears a colourful TUSCOME.
- 2 Dylan GNSSI in the ROICH and Hattie NECDAS in the middle of the YESNCRE.
- 3 Robby forgets that he is the MOTPERRP and he LAPADUPS with the spectators.
- 4 The RECTDIRO opens the TUCARNI and the HWOS can begin.

Activity 3

Look at the Chinese shadows. What is it?



1 It's a

_____.



2 It's a

_____.



3 It's a

_____.




4 It's a

_____.

Name: Surname: Class:

GIANT CROSSWORD

Look at the pictures and complete the grid.



1 _____



5 _____



9 _____




13 _____



17 _____



2 _____



6 _____



10 _____



14 _____



18 _____



3 _____



7 _____



11 _____



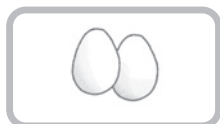
15 _____



19 _____



4 _____



8 _____



12 _____



16 _____




20 _____



Name: Surname: Class:

Cut out the pictures from our story corner and glue them in your notebook in the correct order. Check your answers in Issue 1 of Ready for English.



Name: Surname: Class:



SCHOOL YEAR 2022 / 2023



ENGLISH CERTIFICATE

Awarded by the magazine *Ready*

Ready
Signed by Hattie,
the owner of Forest Farm



NAME

SURNAME

DATE OF BIRTH

PLACE OF BIRTH

SCHOOL

TEACHER'S EVALUATION

Fair Good Very good Excellent

Student's signature

