

# Ready

## for English

### Teacher's guide 2024/2025

#### THIS GUIDE CONTAINS:

- ~ information about the structure of the magazine;
- ~ a table of contents;
- ~ photocopyable activities.

*Ready for English* corresponds to the A1 breakthrough level of the Common European Framework of Reference for Languages (Strasbourg 1997). The magazine helps to develop the communication, grammar and vocabulary skills expected at this level.

#### MAGAZINE STRUCTURE:

- ~ Each issue of *Ready for English* starts with an introductory double-page spread where readers can discover short snippets of information about a specific festivity or important day of the year. A song, poem or rhyme accompanies the topic and is included in the audio materials available from the resources website [www.elimagazines.com](http://www.elimagazines.com) (in MP3 format). The audio materials help students to improve pronunciation skills and develop intonation. A karaoke version of the songs/poems is also included where children can sing along to the music.
- ~ The *Mini dictionary* on pages 4-5 introduces a selection of vocabulary based on a chosen topic. The children are encouraged to find the new objects in the colourful illustration. The audio materials include recordings of all the vocabulary and help students to memorise new words quickly and efficiently.
- ~ *Fun and games!* on pages presents a selection of fun language games (crosswords, anagrams, exercises to complete, etc.) to help students to revise the new words presented in the mini dictionary.
- ~ *A postcard from...* on pages 8-9 is a postcard from a destination of the English-speaking world allowing the reader to discover famous landmarks, monuments and interesting places in countries where English is spoken.

In every issue, a large photo captures the attention of the young reader and presents some key points and fun facts about the destination.

- ~ *Story corner* on pages 10-11 contains a short comic-strip story written specifically for young learners. Each story features our friendly characters, Robby the rabbit, Charlotte the cow, Charlie the cat, Hattie the hen, Dylan the duck and Gracie the goat. They all live at Forest Farm where they have great adventures together. Children love stories and are motivated at the thought of listening to new ones. For this reason, the stories in each issue are recorded in the audio materials and provide further listening practice. The stories are based on the vocabulary topic introduced on pages 4-5 and allow students to see how the words are used in context. The stories can be used for a variety of activities: short drama activities to reinforce the target language; reorder the story pictures; guess what happens next; art activities in which students draw a picture of their favourite part/character of the story; speaking activities where students talk about a similar experience they might have had etc.
- ~ On pages 12-13 we take a look at a particular aspect of special days and festivals in the English-speaking world. *The culture site* encourages young readers to discuss how they celebrate these days and compare them with their own customs.
- ~ *Let's play at Forest Farm!* is a page dedicated to our story corner, with vocabulary games and comprehension activities.
- ~ On page 16 *Sweet treats* is a page dedicated to desserts relevant to the time of year. It includes a simple list of ingredients, a recipe and serving suggestions for young chefs to have fun in the kitchen!
- ~ *Stickers and pull-out features:* in every issue there are pull-out pages including stickers with basic language structures and phrases, craft activities and games.

# Contents 2024-2025

	A rhyme pages 2-3	Mini dictionary pages 4-5	Story corner pages 10-11	Sweet treats page 16	Insert
Issue 1 September/ October	Rock music	Modern music	An unforgettable concert	Pumpkin pie	Musicians
Issue 2 November/ December	Christmas lunch	The Christmas table	A yummy Christmas lunch	Marshmallow snowmen	Christmas lollipops
Issue 3 January/ February	We love art!	The world of art	Sunday at the museum	Valentine's shortbread	A peaceful picture
Issue 4 March/April	Animal friends	Baby animals at home	Adopting a puppy	Easter nest cupcakes	Springtime stickers
Issue 5 May/June	One, two, three... splash!	At the water park	Splash Forest: fun in the water	Summer fruit skewers	Summer postcards

## ANSWERS

### Issue 1 September / October

**Activity 1:** 1 Robby, 2 Gracie, 3 Dylan, 4 Charlotte, 5 Hattie, 6 Charlie.

**Activity 2:** → saxophone, drums, composes, piano, violin, bass, microphone; ↓ singer, score, guitar: "I love rock music!"

**Activity 3:** 1 guitar, violin; 2 sings, microphone; 3 composes, score; 4 plays, saxophone.

### Issue 2 November / December

**Activity 1:** 1 plates, 2 apron, 3 forks, 4 oven, 5 glasses, 6 oven glove, 7 Christmas, 8 roast.

**Activity 2:** plates, spoon, knife, placenames.

**Activity 3:** 1 On the couch; 2 In the kitchen; 3 An apron; 4 A turkey.

### Issue 3 January / February

**Activity 1:** 1 palette, 2 painting, 3 portrait, 4 frame, 5 canvas, 6 colours, 7 easel: animals.

**Activity 2:** easel, paints, canvas, paint brushes, palette, colours, portrait, painting, frame, museum.

**Activity 3:** 1 It's a marble sculpture; 2 It's a portrait of Charlotte; 3 It's a painting with a beautiful frame; 4 It's a white canvas to paint.

### Issue 4 March / April

**Activity 1:** 1 collar, 2 kibble, 3 dog, 4 cat, 5 blanket, 6 kennel, 7 paws, 8 tail, 9 bowl.

**Activity 2:** 1 The vet looks after all the animals and their *babies*; 2 Charlotte loves her *cat*: her *fur* is soft and it has a *furry tail*. Her name is Molly; 3 Dylan as bought a *kennel* for his *puppy*. His name is Bobby and he has *big paws* and a *collar* with his name. 4 Every morning Charlie puts water and *kibble* in the *bowl* for his cats. At night they sleep on the *blanket* in the living room.

**Activity 3:** 1 Cats and dogs; 2 They run to meet you; 3 They wait for you; 4 They cuddle up.

### Issue 5 May / June

**Activity 1:** 1 sun shade, 2 swimsuit, 3 dive, 4 flipflops, 5 swimming pool, 6 swimming cap, 7 sunbed, 8 towel, 9 bag, 10 slide: diving board.

**Activity 2:** 1 dives, swimming pool; 2 towel, bag; 3 goggles, swimming cap; 4 sunbed, sun shade; 5 slide; 6 flipflops, swims.

### Giant crossword

1 sculpture, 2 pan, 3 easel, 4 spoon, 5 chopping board, 6 violin, 7 saxophone, 8 dog, 9 kennel, 10 kibble, 11 piano, 12 sunbed, 13 swimming cap, 14 bass, 15 colours, 16 oven glove, 17 plates, 18 tail, 19 collar, 20 microphone, 21 singer, 22 travel cage.

photo

This activity folder  
belongs to:

Name: .....

Surname: .....

Date and place of birth: .....

Born on ..... in .....

Telephone number: .....

Email: .....

.....

Class: .....

Languages studied: .....

Favourite subjects: .....

Hobbies: .....

Sports: .....

My favourite actor/actress:

.....

My favourite singer: .....

.....

My best male friend: .....

My best female friend: .....

Name: ..... Surname: ..... Class: .....


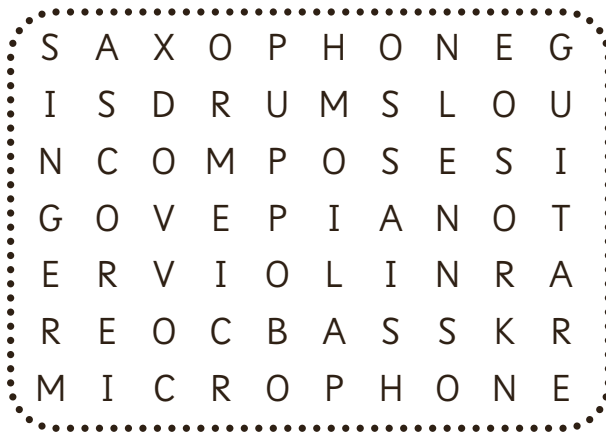
## Activity 1

Solve the anagrams with the names of the Forest Farm friends.

- 1 BOBYR \_\_\_\_\_ composes rock music.
- 2 RCIAGE \_\_\_\_\_ reads the notes on the score.
- 3 LYNAD \_\_\_\_\_ plays the piano very well.
- 4 ACLORHTET \_\_\_\_\_ is a singer.
- 5 THIAATE \_\_\_\_\_ has some drums at home.
- 6 RACHILE \_\_\_\_\_ plays the violin and the saxophone.

## Activity 2


Look for the words from the mini dictionary in the grid and complete Dylan's cartoon.





## Activity 3

What do they do? Look and complete.

1  Does Charlotte pick up the \_\_\_\_\_  
or \_\_\_\_\_?

3  Gracie \_\_\_\_\_  
music and writes it on the \_\_\_\_\_.


2  Dylan \_\_\_\_\_  
with the \_\_\_\_\_.

4  Charlie \_\_\_\_\_ the  
\_\_\_\_\_.

Name: ..... Surname: ..... Class: .....

## Activity 1

Read the story again then read the definitions and complete the crossword.



- 1 What does Robby take to the table?
- 2 What does Chef Charlie wear?
- 3 At the end, Gracie suggests they eat with the...
- 4 To cook something, we need an ... dish
- 5 What does Hattie take to help Robby?
- 6 What stops you from getting hurt in the kitchen?
- 7 Which special day is it today?
- 8 Meat, cooked in the oven, which smells and tastes delicious!

## Activity 2

Make the words, write and draw.

TES	TO
FE	KNI
SPO	PLA
CEN	ON
PLA	AMES

## Activity 3


Read the rhyme and answer the questions.

- 1 Where is Mum? \_\_\_\_\_.
- 2 Where is Dad? \_\_\_\_\_.
- 3 What is Dad wearing? \_\_\_\_\_.
- 4 What is Dad cooking? \_\_\_\_\_.

Name: ..... Surname: ..... Class: .....

### Activity 1

Complete the grid with words from the mini dictionary.  
You'll find what Robby loves to paint in the column.



			1	P			L		T		
		2		A	I					G	
3	P			T				T			
		4	F		A						
		5		A		V		S			
			6	C				O			S
			7	E					L		

### Activity 2

Read and complete the description with the missing letters.

Today Robby is feeling creative and he wants to make some art. He opens the e\_s\_l, he stands it in the garden and p\_i\_ts. He positions the c\_n\_as, then he goes to get the p\_in\_br\_sh\_s and p\_l\_e\_te. He needs to decide which c\_l\_u\_s to use: poster paints or water colours? He decides he wants to paint a p\_r\_ra\_t of his friend Gracie, who is always very nice. When he finishes his p\_i\_ti\_g, he wants to buy a nice f\_a\_e to make a gift for Gracie. It's not a painting for the m\_s\_um ... but it will be a beautiful surprise!

### Activity 3

Look at these art works. What are they?




1 It's a marble  
\_\_\_\_\_.



3 It's a  
\_\_\_\_\_ with  
a beautiful frame.



2 It's a  
\_\_\_\_\_ of Charlotte.

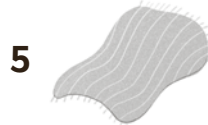



4 It's a white  
\_\_\_\_\_ to paint.

Name: ..... Surname: ..... Class: .....

## Activity 1

Look at the pictures and complete the crossword.



## Activity 2

Solve the anagrams.

- The TEV \_\_\_\_\_ looks after all the animals and their IEBABS \_\_\_\_\_.
- Charlotte loves her TAC \_\_\_\_\_: her RUF \_\_\_\_\_ is soft and she has a furry LIAT \_\_\_\_\_. Her name is Molly.
- Dylan has bought a LNEKEN \_\_\_\_\_ for his YPPPU \_\_\_\_\_ . His name is Bobby and he has big SWAP \_\_\_\_\_ and a LARCOL \_\_\_\_\_ with his name.
- Every morning Charlie puts water and BLKBIE \_\_\_\_\_ in the WOLB \_\_\_\_\_ for his cats. At night they sleep on the LEKBTAN \_\_\_\_\_ in the living room.

## Activity 3


Read the rhyme again and answer the questions.

- Who are animal friends? \_\_\_\_\_.
- What happens when you call their name? \_\_\_\_\_.
- What do they do all day? \_\_\_\_\_.
- What happens when they jump into your lap? \_\_\_\_\_.

Name: ..... Surname: ..... Class: .....


## Activity 1

Complete the grid with words from the pictures.  
In the column, you'll find the word to describe the thing you use to jump into the pool.



## Activity 2

Read, complete and color.



1 Robby  
\_\_\_\_\_ into the  
\_\_\_\_\_.




4 Hattie sunbathes on  
the \_\_\_\_\_  
under the  
\_\_\_\_\_.




2 Gracie takes a  
\_\_\_\_\_ from her  
\_\_\_\_\_.



5 Charlie is brave  
and jumps off the  
\_\_\_\_\_.



3 Dylan puts on his  
\_\_\_\_\_ and a  
\_\_\_\_\_.





6 Charlotte leaves her  
\_\_\_\_\_ at the side of  
the pool and  
\_\_\_\_\_.



Name: ..... Surname: ..... Class: .....

# GIANT CROSSWORD

Look at the picture and complete the crossword.



Name: ..... Surname: ..... Class: .....

Cut out the pictures from the story and glue them into your notebook in the right order. Check your answers in issue 1 of Ready.





Name: ..... Surname: ..... Class: .....



SCHOOL YEAR 2024 / 2025



# ENGLISH LANGUAGE CERTIFICATE

Awarded by the magazine *Ready for English*

NAME .....

SURNAME .....

BORN ON ..... IN .....

SCHOOL .....

### TEACHER'S EVALUATION

Fair  Good  Very good  Excellent

Student's signature .....

**Ready**  
Signed by Hattie,  
the owner of Forest Farm



ISBN 978-88-536-4513-5



9 788853 645135

**Ready**